



**BUSINESS
FINLAND**

Mobility opportunities in the UAE

Victoria Ivanova
Senior Advisor

Victoria.ivanova@businessfinland.fi

Contents

Key Trends

Statistics

Key Opportunities

Key planned activities 2025

Key Trends

Economic Diversification

Population Growth

Forward Looking Visions and Legislation

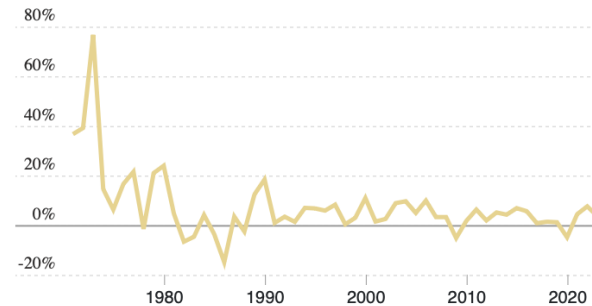
Focus on Developing Logistics and Mobility

Interest in Latest Technologies

Growing Tourism Sector

Gross domestic product growth rate

Gross domestic product growth rate in United Arab Emirates

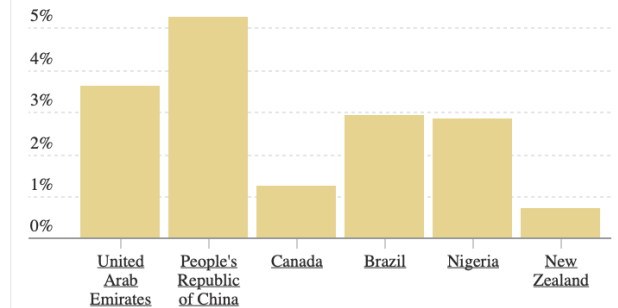


● GDP Growth Rate

Data from datacatalog.worldbank.org

[Export](#) [Explore More >](#)

Gross domestic product growth rate: other countries (2023)



● GDP Growth Rate

Data from datacatalog.worldbank.org

[Export](#) [Explore More >](#)

Population Growth

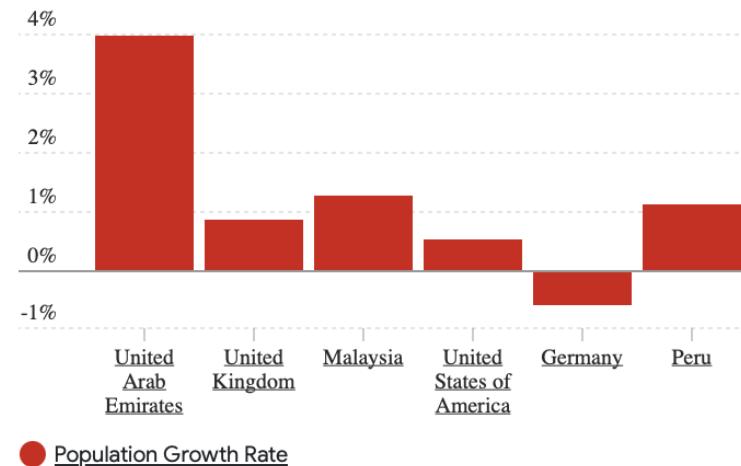


Subscribe

Population increase in the Middle-East (1950 - now):

- Qatar: 11,000%
- UAE: 10,000%
- Jordan: 1,615%
- Gaza Strip: 1,034%
- Oman: 1,019%
- Saudi Arabia: 925%
- Bahrain: 681%
- Yemen: 616%
- Israel: 609%
- Syria: 608%
- Iraq: 518%
- Kuwait: 485%
- Iran: 422%
- Egypt: 391%
- Turkey: 307%
- Lebanon: 296%

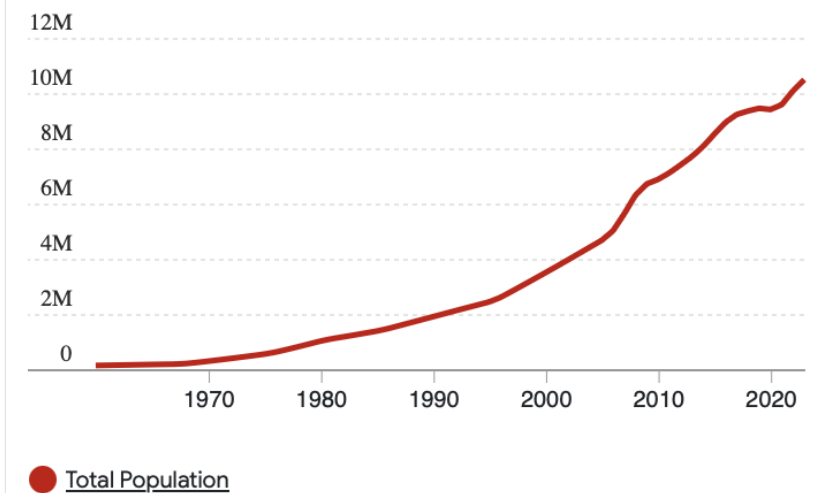
Population growth rate: other countries (2023)



Data from datacatalog.worldbank.org

[Export](#) [Explore More >](#)

Population in United Arab Emirates



Data from datacatalog.worldbank.org

[Export](#) [Explore More >](#)

Key Opportunities

- Traffic management and optimisation
- Airports
- Rail
- Ports
 - (incl.multi-mode mobility)
- Unmanned mobility (air, water, land)
- Digital platforms and solutions for mobility and logistics
- Novel solutions for logistics
 - (trend to provide end-to-end service and visibility)
- Electrification

Key Activities 2025

Stakeholder Mapping

EPC Relationship Building

Government Services

Airport Solution Roadshow

EV Infrastructure Projects

Data Economy Delegation to the UAE (H2 25)

THANK YOU!

Victoria.ivanova@businessfinland.fi

+971501050337